



Shenzhen Top Sports Equipment Co., Ltd.

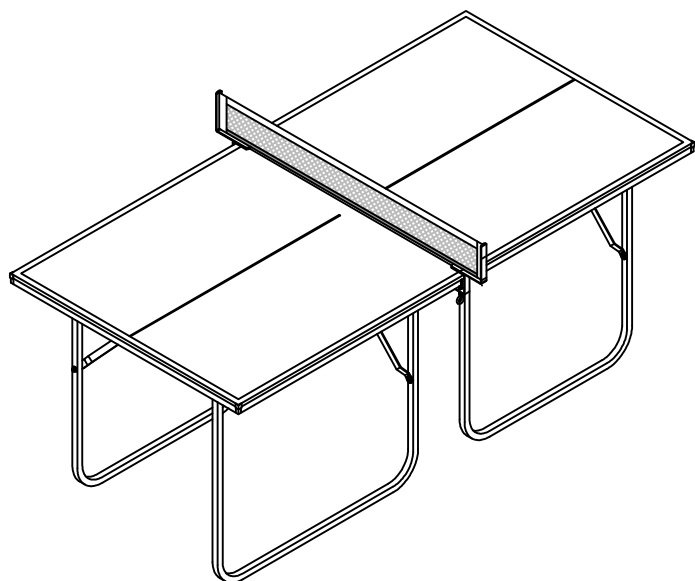
www.sztopsports.com

Bowser Foldable Table Tennis Small - Blue

Assembly Instructions

Thank you for purchasing this product from us. We want your whole Top Sports experience to be enjoyable, and that includes unpacking and assembling your item.

For your convenience, we've taken care to make these instructions as easy to follow as possible, however, if due to the technical nature of some items you're not absolutely sure, please consult a specialist to avoid breakages or incorrect assembly. Follow step by step instructions carefully and you'll be getting the most from your purchase in no time.



Item Description: Bowser Foldable Table Tennis Small - Blue

Dimension: 182x91x76cm

Required:

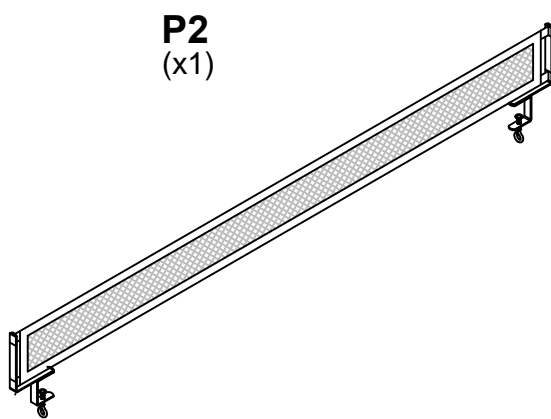
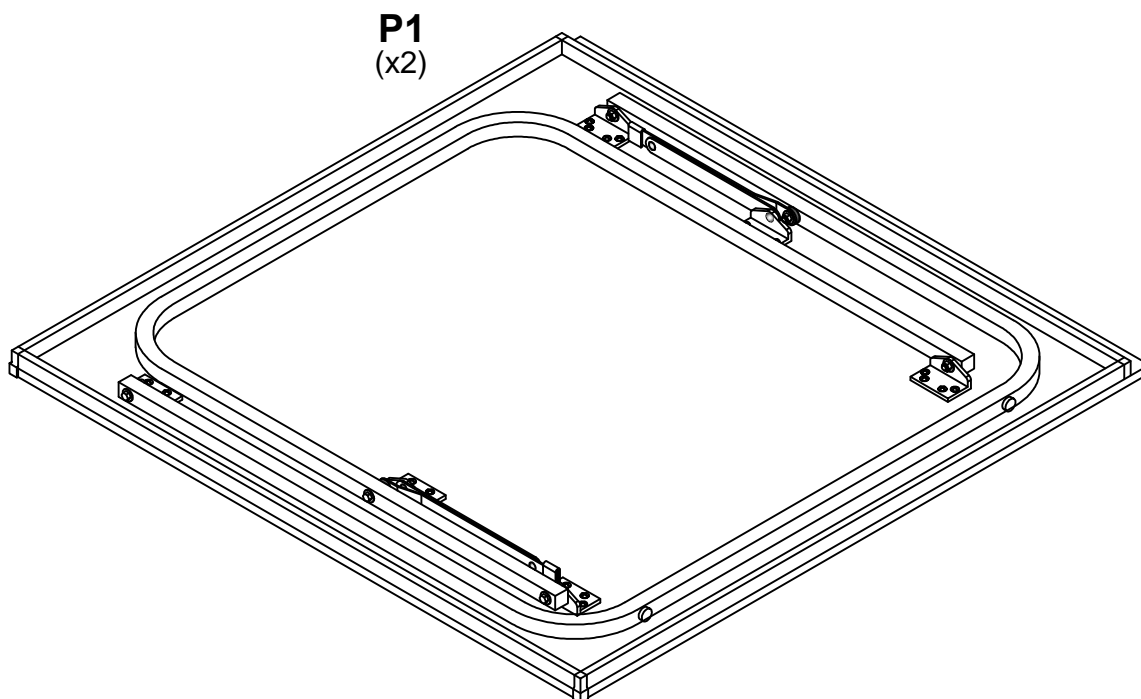


Fixing Time-10 minutes

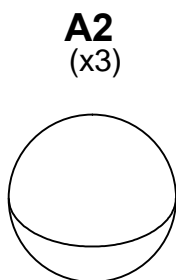
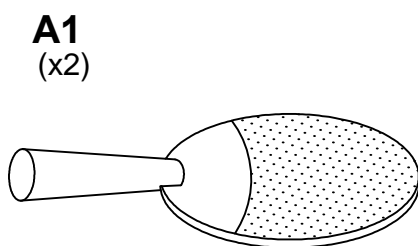
Assembly Checklist

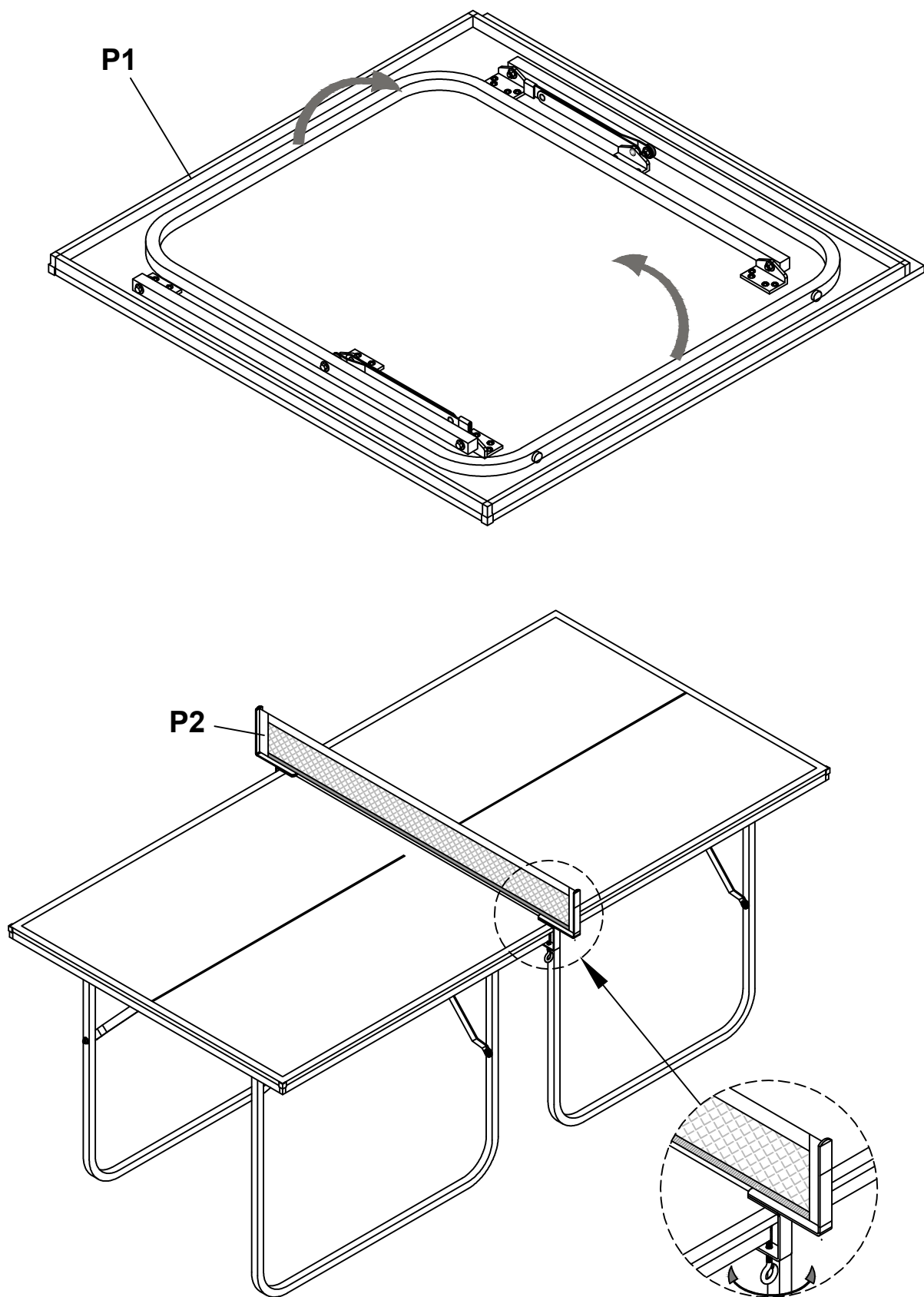
Please make sure that you have all of the below items before you start. If any are missing, please contact Top Sports for a replacement.

Parts supplied for assembly



Accessories





Bowser Foldable Table Tennis Small - Blue

Dimension: 182x91x76cm

Cleaning and Care Guide

Your New Furniture

FOLLOWING THESE FEW BASIC STEPS WILL HELP YOU PROTECT YOUR INVESTMENT FOR YEARS OF ENJOYMENT TO COME.

Do not expose your furniture to any liquids.

Wipe up spilled liquids immediately with a soft, slightly damp cloth in the direction of the wood grain.

For stone surfaces, soak liquids up with a paper towel and wipe dry to avoid any staining.

Avoid harsh commercial cleaners, glass cleaners and spray polishes on wood.

Do not expose your furniture to strong or direct sunlight, leave near heat outlets or air conditioning units, or open windows and dampness.

Excessive exposure to sunlight and heat can cause your furniture's finish to start fading.

Extreme temperatures and humidity changes can cause wood cracking and splitting.

Do not place rubber or plastic materials on the wood finish.

Chemicals within the plastic or rubber may react with the finish if left in contact for a long period of time.

Use a strip of felt or cork.

Never place hot objects on any furniture surface.

Use a hot plate between your furniture and hot objects to protect the finish.

Frequently dust surfaces with a clean, damp, lint free cloth.

Abrasive build up can cause damage a finish over time.

Small scratches and marks can be touched up or covered with a mark or scratch remover or touch up stick. These can be purchased from any paint or hardware store.